

Sapa Mentari

Sajian Pagi Menu Trading dari BRI Danareksa Sekuritas

Selasa, 29 November 2022



Disclaimer

The information contained in this report has been taken from sources which we deem reliable. However, none of BRI Danareksa Sekuritas and/or its affiliated companies and/or their respective employees and/or agents makes any representation or warranty (express or implied) or accepts any responsibility or liability as to, or in relation to, the accuracy or completeness of the information and opinions contained in this report or as to any information contained in this report or any other such information or opinions remaining unchanged after the issue thereof.

We expressly disclaim any responsibility or liability (express or implied) of BRI Danareksa Sekuritas, its affiliated companies and their respective employees and agents whatsoever and howsoever arising (including, without limitation for any claims, proceedings, action, suits, losses, expenses, damages or costs) which may be brought against or suffered by any person as a result of acting in reliance upon the whole or any part of the contents of this report and neither BRI Danareksa Sekuritas, its affiliated companies or their respective employees or agents accepts liability for any errors, omissions or misstatements, negligent or otherwise, in the report and any liability in respect of the report or any inaccuracy therein or omission there from which might otherwise arise is hereby expressly disclaimed.

The information contained in this report is not to be taken as any recommendation made by BRI Danareksa Sekuritas or any other person to enter into any agreement with regard to any investment mentioned in this document. This report is prepared for general circulation. It does not have regard to the specific person who may receive this report. In considering any investments you should make your own independent assessment and seek your own professional financial and legal advice.



GRAND PRIZE EMAS

dari

BRI DANAREKSA SEKURITAS

[Buka Rekening Sekarang!](#)[Cek Syarat & Ketentuan](#)

TERUS TINGKATKAN POIN KALIAN, PERBESAR KESEMPATAN MENANG

KEY INDEX PERFORMANCE

Domestic & Sectoral

	Price	1D	1W	1M	YTD
IDX	7,017.36	-0.51%	-0.65%	-0.55%	6.62%
JKIDX30	522.80	-0.73%	-0.93%	-1.49%	5.17%
LQ45	996.76	-0.50%	-0.56%	-1.28%	7.02%
JKNONCYC	737.77	0.60%	0.99%	0.11%	11.09%
JKINFRA	895.71	-1.29%	-1.52%	-4.04%	-6.63%
JKHEALTH	1,495.43	0.88%	0.64%	-1.19%	5.31%
JKCYCLIC	890.41	-0.01%	-0.32%	3.01%	-1.11%
JKINDUST	1,234.62	0.13%	0.21%	-3.96%	19.09%
JKTECHNO	6,179.14	-3.83%	-8.54%	-4.87%	-31.30%
JKTRANS	1,780.24	-1.01%	-1.55%	-1.68%	11.31%
JKENERGY	2,037.57	-0.38%	0.32%	0.59%	78.81%
JKBASIC	1,273.35	-0.95%	-1.07%	2.07%	3.16%
JKFINANCE	1,485.42	-0.62%	-0.58%	-0.22%	-2.71%
JKII	603.82	-0.85%	-1.00%	-2.57%	7.44%
JKISSI	207.30	-0.44%	-0.36%	0.24%	9.67%

Global

Dow Jones	33,849.46	-1.45%	0.44%	3.01%	-6.85%
S&P 500	3,963.94	-1.54%	0.35%	1.61%	-16.83%
NASDAQ	11,049.50	-1.58%	0.23%	-0.48%	-29.37%

EIDO, VIX & DX

EIDO	23.28	0.65%	1.44%	-1.94%	1.35%
VIX	22.21	8.34%	-0.67%	-13.75%	28.98%
DX	106.625	0.67%	-1.03%	-3.60%	11.59%

Europe

FTSE	7,474.02	-0.17%	1.32%	6.05%	1.21%
GDAXI	14,383.36	-1.09%	0.02%	8.61%	-9.45%
CAC40	6,665.20	-0.70%	0.46%	6.25%	-6.82%

Asean & Regional

Thailand (SET)	1,616.91	-0.24%	-0.12%	0.67%	-2.46%
Malaysia (KLCI)	1,486.54	0.00%	2.66%	2.71%	-5.17%
China (SSEC)	3,078.55	-0.75%	-0.21%	5.58%	-15.42%
Hong Kong (HSI)	17,297.94	-1.57%	-2.03%	16.38%	-26.07%
Singapore (STI)	2,589.65	2.00%	0.09%	-0.30%	-19.63%
Japan (N225)	28,162.83	-0.42%	0.78%	3.90%	-2.18%
Korea (KS11)	2,408.27	-1.21%	-0.46%	6.17%	-19.12%

CURRENCY AND BOND YIELD

	Rate	1D	1W	1M	YTD
USD/IDR	15,722.5	0.34%	0.06%	1.12%	10.33%
USD/JPY	138.88	-0.04%	-2.26%	-5.81%	20.68%
EUR/USD	1.0342	0.05%	0.96%	3.81%	-9.02%
GBP/USD	1.1961	0.07%	1.19%	3.07%	-11.55%
ID10YR	7.057	1.29%	-0.18%	-6.95%	10.82%
US10YR	3.679	-0.61%	-4.19%	-8.26%	143.35%

COMMODITY

	Price	1D	1W	1M	YTD
Nickel	25,605.50	0.75%	2.49%	15.68%	23.36%
Coal	379.00	5.04%	8.26%	-1.48%	124.06%
Gold	1,740.30	-0.78%	0.04%	5.81%	-4.89%
Silver	20.900	-2.47%	0.13%	9.16%	-10.50%
Copper	3.6005	-0.83%	0.69%	5.48%	-17.99%
Tin	22,231.00	-0.03%	5.07%	22.82%	-42.79%
Palm Oil	4.140	0.00%	6.42%	6.12%	-21.30%
Oil (Brent)	83.23	-0.57%	-4.78%	-13.05%	7.06%
Oil (WTI)	76.52	0.59%	-4.00%	-12.92%	1.77%

Source : investing.com, Barchart



FOKUS HARI INI

*Rekomendasi kami pada halaman ini menggunakan proyeksi 1 tahun buku, kecuali ada update perkembangan selanjutnya.

► Bank Mandiri (BMRI - BUY, TP IDR12,000): 10M22 Result Highlights

BMRI memperoleh laba bersih sebesar 31.5tn (+59.1% YoY) pada 10M22 didorong peningkatan NIM dan penurunan *blended* CoF masing-masing sebesar 17bps dan 37bps. Oleh karenanya, Analis kami mempertahankan prediksi laba bersih, pembiayaan, NIM, dan *credit cost* masing-masing mencapai IDR45.4tn, +8.6% YoY, +5.4% dan 130 bps pada FY23 sehingga merekomendasikan BUY BMRI dengan TP IDR12,000.

Source : BRI Danareksa Sekuritas

► Bank Syariah Indonesia (BRIS - BUY, TP IDR1,900): 10M22 Result Highlights

BRIS memperoleh laba bersih senilai IDR3.5tn (+41.2% YoY) pada 10M22 ditopang pertumbuhan pembiayaan, CIR, dan *financing cost* masing-masing sebesar +22.8% YoY, 50.5%, dan 182bps. Analis kami memperkirakan laba bersih, pembiayaan, NIM, dan *financing cost* masing-masing mencapai IDR5.4tn, +16.8% YoY, +6.4%, dan 180bps pada FY23, sehingga merekomendasikan BUY BRIS dengan TP IDR1,900.

Source : BRI Danareksa Sekuritas

► Bank BTPN Syariah (BTPS - BUY, TP IDR3,800): 10M22 Result Highlights

BTPS membukukan laba bersih sebesar IDR1.5tn (+22.2% YoY) pada 10M22 ditopang peningkatan NIM sebesar 28.3%. Lebih lanjut, Analis kami memperkirakan laba bersih, pembiayaan, NIM, dan *financing cost* masing-masing sebesar IDR2.2tn, +12.6% YoY, +27.2%, dan 555bps pada FY23 sehingga merekomendasikan BUY BTPS dengan TP IDR3,800.

Source : BRI Danareksa Sekuritas

► Telco Sector - reiterate OVERWEIGHT - Resiliency and Productivity

Analis kami memperkirakan sektor telekomunikasi mengalami peningkatan kinerja pada hingga FY23 ditopang konsolidasian sektor, penggunaan data yang tinggi, dan adanya peningkatan harga. Selain itu Perusahaan telekomunikasi juga aktif berinvestasi pada *sustainable growth* sehingga Analis kami merekomendasikan *overweight* dengan *top pick* TLKM.

Full Report : [Klik disini](#)

► Corporate Action

1. Public Expose : LION, RELI, BUMI, MLBI, WOWS, LMSH, BCIC
2. RUPS : CASS, MAYA
3. Cum Date Cash Dividend :

- UNVR (PT Unilever Indonesia Tbk), Price : IDR69
- TOTO (PT Surya Toto Indonesia Tbk), Price : IDR10
- PGLI (PT Pembangunan Graha Lestari Indah Tbk), Price : IDR10

4. Ex Date Cash Dividend : AVIA

5. Rights Issue : BBYB-R, Price : IDR650, Trading Periode : 24 – 30 November 2022

6. IPO Bookbuilding :

- VTNY (PT Venteny Fortuna International Tbk)

Bookbuilding Period : 21 – 29 November 2022, Price Range : IDR350 – IDR450

7. IPO Pooling :

- NINE (PT Techno9 Indonesia Tbk)

Pooling Period : 28 November – 01 Desember 2022, Price Range : IDR75



Trading Ideas

oleh Hadyatma Dahna Marta – Trading & Investment Specialist

Composite Daily



S2	S1	R1	R2
6,968	7,000	7,065	7,129

Last Price : 7,017

- IHSG diprediksi bergerak mixed cenderung melemah terbatas
- Indikator MACD positif melemah
- Indikator Stochastic netral melemah
- Indikator RSI netral melemah

MYOR – Trading Buy



TP1	TP2	SL1	SL2
2,540	2,580	2,420	2,340

Last Price : 2,500

Trading Range : 2,340 – 2,580

- Volume transaksi meningkat diatas rata-rata
- Indikator MACD negatif melemah berpotensi golden cross
- Indikator Stochastic netral menguat menuju overbought
- Indikator RSI netral menguat menuju overbought

BBTN – Trading Buy



TP1	TP2	SL1	SL2
1,540	1,550	1,515	1,500

Last Price : 1,530

Trading Range : 1,500 – 1,550

- Volume transaksi stabil dibawah rata-rata
- Indikator MACD negatif melemah berpotensi golden cross
- Indikator Stochastic netral menguat menuju overbought
- Indikator RSI netral menguat menuju overbought

INDY – Trading Buy



TP1	TP2	SL1	SL2
2,890	2,910	2,830	2,800

Last Price : 2,860

Trading Range : 2,800 – 2,910

- Volume transaksi meningkat dibawah rata-rata
- Indikator MACD positif menguat
- Indikator Stochastic netral menguat menuju overbought
- Indikator RSI netral menguat menuju overbought

MEDC - Sell



TP1	TP2	SL1	SL2
980	960	1,030	1,060

Last Price : 1,000

Trading Range : 960 – 1,030

- Volume transaksi meningkat diatas rata-rata
- Indikator MACD negatif menguat
- Indikator Stochastic netral melemah menuju oversold
- Indikator RSI netral melemah menuju oversold

ISAT - Sell



TP1	TP2	SL1	SL2
5,825	5,750	6,075	6,225

Last Price : 5,925

Trading Range : 5,750 – 6,225

- Volume transaksi meningkat diatas rata-rata
- Indikator MACD negatif menguat
- Indikator Stochastic netral konsolidasi
- Indikator RSI netral konsolidasi

STOCK PICK

TREND TRADE						
Code	Action	Call Price	Last Price	Target Price	Stop Loss	Remarks
INKP	BUY	9.800	9.525	10.650	9.200	Bullish Flag Day 19
BTPS	BUY	3.260	3.060	3.670	3.000	Double Bottom Day 19
BRMS	BUY	187	176	264	164	Cup and Handle Potentially Day 16
PGAS	BUY	1.875	1.845	2.000	1.765	Bullish Trend Day 3

Catatan:

Trend Trade/Minor Trend memiliki rentang waktu hold position dalam 30 hari. *rekomendasi baru
Call Price adalah harga pada saat rekomendasi dikeluarkan

SWING TRADE						
Code	Action	Call Price	Last Price	Target Price	Stop Loss	Remarks
ABBA	BUY	192	182	214	171	Double Bottom Potentially Day 7
RMKE	BUY	1.030	960	1.110	940	Symmetrical Triangle Day 4
DMMX	BUY	1.185	1.185	1.390	1.070	Double Bottom Potentially Day 2

Catatan:

Swing Trade memiliki rentang waktu hold position dalam 3-10 hari. *rekomendasi baru
Call Price adalah harga pada saat rekomendasi dikeluarkan

DAY TRADE										
NO	CODE	LAST PRICE	PREV DAY	Δ	% CHG	ACTION	TP1	TP2	SL1	SL2
1	MYOR	2500	2400	100	4,17%	BUY	2.540	2.580	2.420	2.340
2	BBTN	1530	1525	5	0,33%	BUY	1.540	1.550	1.515	1.500
3	INDY	2860	2820	40	1,42%	BUY	2.890	2.910	2.830	2.800
4	AKRA	1370	1360	10	0,74%	BUY	1.380	1.390	1.350	1.335
5	DMMX	1185	1185	0	0,00%	BUY	1.205	1.225	1.160	1.135
6	ADRO	3740	3730	10	0,27%	BUY	3.780	3.810	3.710	3.680
7	ESSA	1065	1035	30	2,90%	BUY	1.085	1.105	1.025	985
8	AGII	2130	2130	0	0,00%	BUY	2.170	2.210	2.050	1.980
9	MEDC	1000	1055	-55	-5,21%	SELL	980	960	1.030	1.060
10	ISAT	5925	6050	-125	-2,07%	SELL	5.825	5.750	6.075	6.225
11	ASSA	885	930	-45	-4,84%	SELL	845	810	945	1.005
12	ELSA	318	336	-18	-5,36%	SELL	310	302	334	348
13	CLEO	585	620	-35	-5,65%	SELL	560	535	630	670
14	PNBN	1895	2020	-125	-6,19%	SELL	1.830	1.770	2.010	2.120
15	WSKT	448	458	-10	-2,18%	SELL	442	436	458	468

Keterangan Day Trade Stock Pick :

1. Data kumpulan saham diambil dari BRIDS Technical Universe
2. Data diurutkan berdasarkan value transaksi terbesar selama 20 hari bursa terakhir
3. SL1 (Stop Loss 1) = Batas bawah pertama yang direkomendasikan untuk melakukan CUT LOSS
4. SL2 (Stop Loss 2) = Batas bawah kedua yang direkomendasikan untuk melakukan CUT LOSS
5. TP1 (Target Price 1) = Batas atas pertama yang direkomendasikan untuk melakukan TAKE PROFIT
6. TP2 (Target Price 2) = Batas atas kedua yang direkomendasikan untuk melakukan TAKE PROFIT




Sales Team

Ferdi Armand Hanafi


Head - Retail Customer Distribution

 ferdi.hanafi@bridanareksasekuritas.co.id


 (021) 50914100

I Wayan Satia Jaya

Branch Manager - Coordinator


 Palembang, Depok

 satia@bridanareksasekuritas.co.id


 (021) 78849149

Rudy Ruslim

Branch Manager


 Mangga Dua


 rudyr@bridanareksasekuritas.co.id


 (021) 62301988

Upik Yuzarni

Branch Manager


 Bumi Serpong Damai (BSD)


 upik_y@bridanareksasekuritas.co.id


 (021) 29555777

Rachma Yudyawati

Branch Manager


 Surabaya, Malang


 rachma@bridanareksasekuritas.co.id


 (031) 5345888

Yahuda Nawa Yanukrisna

Branch Manager


 Yogyakarta, Solo, Semarang

 yahuda@bridanareksasekuritas.co.id


 (0274) 551181

Umar Bin Aziz

Branch Manager


 Makassar


 umarba@bridanareksasekuritas.co.id


 (0411) 8114011

Martha Hidayat

Branch Manager

 Medan

 marthah@bridanareksasekuritas.co.id

 (061) 4528100